


Introductory sub-table (I)(a)

Name of the Company GRANDMA TRADING AND AGENICES LIMITED			
Scrip Code, Name of the scrip, class of security:			
Quarter ended: 30th September, 2015			
Partly paid-up shares:-			
	No. of partly paid-up shares	As a % of total no. of partly paid-up shares	As a % of total no. of shares of the company
Held by promoter/promoter group		0.00	0
Held by public		0	0
Total - D	0	0	0
Outstanding convertible securities:-			
	No. of outstanding securities	As a % of total no. of outstanding convertible securities	As a % of total no. of shares of the company, assuming full conversion of the convertible securities
Held by promoter/promoter group		0	0
Held by public		0	0
Total - E	0	0	0
Warrants:-			
	No. of warrants	As a % of total no. of warrants	As a % of total no. of shares of the company, assuming full conversion of warrants
Held by promoter/promoter group		0	0
Held by public		0	0
Total - F	0	0	0
Total paid-up capital of the company, assuming full conversion of warrants and convertible securities		130600000	

A. Anwar



Statement Showing Shareholding Pattern								
Table (IXa)								
Category code	Category of Shareholder	Number of Shareholders	Total number of shares	Number of shares held in dematerialized form	Total shareholding as a percentage of total number of shares		Shares Pledged or otherwise encumbered	
					As a percentage of (A+B)	As a percentage of (A+B+C)	Number of shares	As a percentage
(I)	(II)	(III)	(IV)	(V)	(VI)	(VII)	(VIII)	(IX) = (VIII/IV)*100
(A)	Shareholding of Promoter and Promoter							
1	Indian							
(a)	Individuals/Hindu Undivided Family	4	10776315	10776315	8.25	8.25	0	0.00
(b)	Central Government/ State Government(s)	0	0	0	0.00	0.00	0	0.00
(c)	Bodies Corporate	0	0	0	0.00	0.00	0	0.00
(d)	Financial Institutions/Banks	0	0	0	0.00	0.00	0	0.00
(e)	Any Others (Specify)	0	0	0	0.00	0.00	0	0.00
(e-i)	Directors	0	0	0	0.00	0.00	0	0.00
(e-ii)	Director Relatives	0	0	0	0.00	0.00	0	0.00
(e-iii)	Person Acting in Concert	0	0	0	0.00	0.00	0	0.00
	Sub Total(A)(1)	4	10776315	10776315	8.25	8.25	0	0.00
2	Foreign							
a	Individuals (Non-Residents Individuals/ Foreign Individuals)	0	0	0	0.00	0.00	0	0.00
b	Bodies Corporate	0	0	0	0.00	0.00	0	0.00
c	Institutions	0	0	0	0.00	0.00	0	0.00
d	Qualified Foreign Investor	0	0	0	0.00	0.00	0	0.00
e	Any Others (Specify)	0	0	0	0.00	0.00	0	0.00
	Sub Total(A)(2)	0	0	0	0.00	0.00	0	0.00
	Total Shareholding of Promoter and	4	10776315	10776315	8.25	8.25	0	0.00

H. dunn



(IVb) Statement showing holding of securities (including shares, warrants, convertible securities) of persons belonging to the category "Promoter and Promoter Group"

Sr. No.	Name of the shareholder	Details of Shares held		Encumbered shares (*)			Details of warrants		Details of convertible securities		Total shares (including underlying shares assuming full conversion of warrants and convertible securities) as a % of diluted share capital
		Number of shares held	As a % of grand total (A)+(B)+(C)	No.	As a percentage	As a % of grand total (A)+(B)+(C) of sub-class (IXa)	Number of warrants held	As a % total number of warrants of the same class	Number of convertible securities held	As a % total number of convertible securities of the same class	
(i)	(ii)	(iii)	(iv)	(v)	(vi) = (v)/(iii) * 100	(vii)	(viii)	(ix)	(x)	(xi)	(xii)
1	PABBATHI VENKATA MOHAN RAO	5902700	4.52		0.00	0.00		0	0	0	0.00
2	BHARAT BANSILAL JAIN	4369300	3.37		0.00	0.00		0	0	0	4.51
3	P SRINIVASA RAO	323235	0.30		0.00	0.00		0	0	0	3.37
4	SRINIVAS AYYALASOMAYAJULA	81080	0.06		0.00	0.00		0	0	0	0.3
TOTAL		10716315	8.25	0	0.00	0.00	0	0	0	0	8.25

(*) The term "encumbrance" has the same meaning as assigned to it in regulation 28(3) of the SAST Regulations, 2011

A. Annur



(B)	Public shareholding							
I	Institutions							
(a)	Mutual Funds/UTI	0	0	0	0.00	0.00		0.00
(b)	Financial Institutions / Banks	0	0	0	0.00	0.00		0.00
(c)	Central Government/ State Government(s)	0	0	0	0.00	0.00		0.00
(d)	Venture Capital Funds	0	0	0	0.00	0.00		0.00
(e)	Insurance Companies	0	0	0	0.00	0.00		0.00
(f)	Foreign Institutional Investors	0	0	0	0.00	0.00		0.00
(g)	Foreign Venture Capital Investors	0	0	0	0.00	0.00		0.00
(h)	Qualified Foreign Investor	0	0	0	0.00	0.00		0.00
(i)	Any Other (specify)	0	0	0	0.00	0.00		0.00
(i-i)		0	0	0	0.00	0.00		0.00
(i-ii)		0	0	0	0.00	0.00		0.00
	Sub-Total (B)(1)	0	0	0	0.00	0.00		0.00
B 2	Non-institutions							
(a)	Bodies Corporate	217	56050730	56050730	42.92	42.92		0.00
(b)	Individuals	0	0	0	0.00	0.00		0.00
	Individuals -i. Individual shareholders holding nominal share capital up to Rs 1 lakh	346	700240	679170	0.54	0.54		0.00
	ii. Individual shareholders holding nominal share capital in excess of Rs. 1 lakh.	23	33262629	33262629	25.47	25.47		0.00
(c)	Qualified Foreign Investor	0	0	0	0.00	0.00		0.00
(d)	Any Other (specify)	0	0	0	0.00	0.00		0.00
(d-i)	NRI (Repat & Non Repat)	0	0	0	0.00	0.00		0.00
(d-ii)	OCB's	0	0	0	0.00	0.00		0.00
(d-iii)	Trust	0	0	0	0.00	0.00		0.00
(d-iv)	Hindu Undivided Family	38	29608615	29608615	22.67	22.67		0.00
(d-v)	Employee	0	0	0	0.00	0.00		0.00
(d-vi)	Clearing Members	5	201471	201471	0.15	0.15		0.00
	Sub-Total (B)(2)	629	119823685	119802615	91.75	91.75	0	0.00
(B)	Total Public Shareholding (B)= (B)(1)+(B)(2)	629	119823685	119802615	91.75	91.75		0.00
	TOTAL (A)+(B)	633	130600000	130578930	100.00	100.00		0.00
(C)	Shares held by Custodians and against which Depository Receipts have been issued							
1	Promoter and Promoter Group	0	0	0	0.00	0.00	0	0.00
2	Public	0	0	0	0.00	0.00	0	0.00
	Sub-Total (C)	0	0	0	0.00	0.00	0	0.00
	GRAND TOTAL (A)+(B)+(C)	633	130600000	130578930	100.00	100.00	0	0.00



A. dunn

Sr.No	Notes
1	NIL
2	
3	
4	
5	
6	


A. Amin



(I)(c)(i) Statement showing holding of securities (including shares, warrants, convertible securities) of persons belonging to the category "Public" and holding more than 1% of the total number of shares

Sr. No.	Name of the shareholder	Number of shares held	Shares as a percentage of total number of shares (i.e., Grand Total (A)+(B)+(C) indicated in Statement at para (I)(a) above)	Details of warrants		Details of convertible securities		Total shares (including underlying shares assuming full conversion of warrants and convertible securities) as a % of diluted share capital
				Number of warrants held	As a % total number of warrants of the same class	Number of convertible securities held	% w.r.t total number of convertible securities of the same class	
1	WONDER VINCOM PVT.LTD.	7896391	6.05	0	0	0	0	6.05
2	ANIKET SINGAL	7500000	5.74	0	0	0	0	5.74
3	SUNDERJI M SHAH	7000000	5.36	0	0	0	0	5.36
4	DINESH S SHAH	7000000	5.36	0	0	0	0	5.36
5	DEVCHAND M SHAH HUF	5108444	3.91	0	0	0	0	3.91
6	SANJAY SINGAL	3617300	2.77	0	0	0	0	2.77
7	DILIP L PORWAL HUF	2843980	2.18	0	0	0	0	2.18
8	INDIRA DILIP PORWAL	2827780	2.17	0	0	0	0	2.17
9	KOMAL SWAPNIL SONI	2500000	1.91	0	0	0	0	1.91
10	SWAPNIL ASHOKKUMAR SONI	2500000	1.91	0	0	0	0	1.91
11	ASHOKKUMAR RATANLAL SONI HUF .	2379990	1.82	0	0	0	0	1.82
12	JALPA NILESH SHETH	2000000	1.53	0	0	0	0	1.53
13	SHALINI SANJAY PARASRAMPURIA	1850000	1.42	0	0	0	0	1.42
14	UPASANA SANJAY PARASRAMPURIA	1744500	1.34	0	0	0	0	1.34
15	RAHUL V. AGRAWAL	1654450	1.27	0	0	0	0	1.27
16	CHANDRAKANT SOBHAGYCHAND SHETH	1645136	1.26	0	0	0	0	1.26
17	NILESH CHANDRAKANT SHETH	1601804	1.23	0	0	0	0	1.23
18	SOUTH ASIAN STOCKS LIMITED	1533850	1.17	0	0	0	0	1.17
19	PRITI SAWANKUMAR JAJOO	1500000	1.15	0	0	0	0	1.15
20	RIDDHIKA DISTRIBUTORS PRIVATE LIMIT	1406330	1.08	0	0	0	0	1.08
21	LYME GRASS MERCANTILE PRIVATE L	1351420	1.03	0	0	0	0	1.03
TOTAL		67461375	51.65	0	0	0	0	51.65

A. dnm




(I)(c)(ii) Statement showing holding of securities (including shares, warrants, convertible securities) of persons (together with PAC) belonging to the category "Public" and holding more than 5% of the total number of shares of the company

Sr. No.	Name(s) of the shareholder(s) and the Persons Acting in Concert (PAC) with them	Number of Shares	Shares as a percentage of total number of shares (i.e., Grand Total (A)+(B)+(C) indicated in Statement at para (I)(a) above)	Details of warrants		Details of convertible securities		Total shares (including underlying shares assuming full conversion of warrants and convertible securities) as a % of diluted share capital
				Number of warrants	As a % total number of warrants of the same class	Number of convertible securities held	% w.r.t total number of convertible securities of the same class	
1 - A	Swapnil Ashok Soni	2500000	1.91%	0	0	0	0	1.91%
2 - A	Komal S. Soni	2500000	1.91%	0	0	0	0	1.91%
3 - A	Ashokkumar soni (HUF)	2379990	1.82%	0	0	0	0	1.82%
4 - B	Sanjay Singhal	500000	0.38%	0	0	0	0	0.38%
5 - B	Aniket Singhal	7500000	5.74%	0	0	0	0	5.74%
6 - B	Sanjay Singhal HUF	3617300	2.77%	0	0	0	0	2.77%
7 - C	Sundarji M. Shah (HUF)	7000000	5.36%	0	0	0	0	5.36%
8 - C	Dinesh S. Shah (HUF)	7000000	5.36%	0	0	0	0	5.36%
9 - C	Devchand.M.Shah (HUF)	5108444	3.91%	0	0	0	0	3.91%
TOTAL		38,105,734	29.18%	0	0	0	0	29.18%

Note: A, B, & C as mentioned after numbers shown above shows that Person alongwith PAC holds morethan 5%. These are based on Dislosures received from Shareholders.



(D)(d) Statement showing details of locked-in shares				
Sr. No.	Name of the shareholder	Number of locked-in shares	Locked-in shares as a percentage of total number of shares (i.e., Grand Total (A)+(B)+(C) Indicated in Statement at para (D)(a) above)	Promoter / Promoter Group / I
1	NIL	0	0.00	0
TOTAL		0	0.00	0



(II)(a) Statement showing details of Depository Receipts (DRs)

Sr. No.	Type of outstanding DR (ADRs, GDRs, SDRs, etc.)	Number of outstanding DRs	Number of shares underlying outstanding DRs	Shares underlying outstanding DRs as a percentage of total number of shares (i.e., Grand Total (A)+(B)+(C) indicated in Statement at para (I)(a) above)
1	Nil	0	0	0.00
TOTAL		0	0	0.00

A. Anwar



(II)(b) Statement showing holding of Depository Receipts (DRs), where underlying shares held by "promoter/promoter group" are in excess of 1% of the total number of shares

Sr. No.	Name of the DR Holder	Type of outstanding DR (ADRs, GDRs, SDRs, etc.)	Number of shares underlying outstanding DRs	Shares underlying outstanding DRs as a percentage of total number of shares (i.e., Grand Total (A)+(B)+(C) indicated in Statement at para (I)(a) above)
1	NIL	0	0	0.00
TOTAL		0	0	0.00

A. Minis

